



October 4, 2022

# The best ebike accessories – Level up your eBike

Now you've taken the plunge and Swytched your bike, it's time to make it your own. With an array of eBike accessories to consider, we've done the hard work for you by compiling a list of the most popular ones. Take a look at what's on offer to make your Swytch Bike even better.


Something that makes the ownership of an eBike even more enjoyable is the chance to customize it. You can set up your eBike to get exactly what you want out of it thanks to the range of bike accessories that are available.

With the Swytch Kit, you can transform any bicycle into an eBike. If you want to get a little more out of what you have created, then here you're going to find the most popular eBike conversion kit accessories that you can buy.

## A spare Power Pack

When it comes to eBike accessories, an extra Power Pack is a must. Those that have discovered just how much they love their eBikes will have also experienced range anxiety at some point. Owning a spare Power Pack can help to do away with this.

To get the best range from your eBike, you need to ensure that your Power Pack is fully charged. Owning a spare means that you have no excuse not to have at least one of them fully charged. You can order an additional AIR or MAX Power Pack when you place your pre-order for a Swytch Bike. Or, contact us directly and our team can advise how you can get your hands on one.



## Throttles

This is one of the most popular eBike conversion kit accessories that you'll come across. A throttle is something that is placed on your handlebars and appears as a lever. At Swytch we have two types of throttle, a twist throttle and a thumb throttle. With these you can adjust the intensity of the motor by pushing or twisting it. This is great for assisting with steep climbs or pulling off.


While being able to control your speed and acceleration with a throttle, be sure that you don't fall foul of any laws. We recommend that these are used off-road or within private land, as in some regions, such as the UK, they are not road-legal and therefore are subject to other laws.

## A top quality lock

Your Swytch Bike will soon become your pride and joy. This means that you will want to do all that you can to look after and protect it. The best way to do this is to invest in a high-quality lock, and ensure that you always use it.

A basic cable lock can be defeated in seconds. While a determined thief may overcome any lock eventually, there is no reason for you to make it easy for them. Buy the best lock that your budget will

allow and keep your eBike secure.



### Brake sensors

Brake sensors are certainly one of the most worthwhile eBike accessories. If you don't have brake sensors fitted, your motor will turn for longer. When you stop pedalling or release the throttle, the motor will continue to turn for a moment or so. Brake sensors stop this.


If you are looking at fitting this accessory then you will need to remove and replace your brake cable. It may be worth seeking professional assistance to make sure that this is done safely. Getting this wrong can be extremely dangerous.

### Upgrade your saddle

If you are looking for eBike accessories that can make your experience a personal one, then you need to look into upgrading your saddle. The right choice of saddle is a highly personal thing, but when you get it right you will find that you have a whole new connection with your eBike.

It may well be that your eBike came fitted with a great saddle, but this doesn't mean that it is the right one for you. There are thousands and thousands of words written on saddle selection. These are well

worth reading.



### A GPS tracker

There are a good few eBike conversion kit accessories that focus on the security of your eBike. GPS tracking is another one of these. The reality is, as we have seen, a lock may deter a thief but they still may manage to break through.


Should the worst happen, and your eBike is stolen, a GPS tracker can make it easier to recover. So a tracker is certainly a worthwhile investment for any eBike owner.

### Get your clothing right

When people look at eBike conversion kit accessories, it is understandable that the focus is on the eBike itself. But, it is worth looking at the accessories that are also there for you, as the rider. This means exploring the clothes that are available.

There are many clothing choices. Some are aimed at being aerodynamic and assisting with speed whereas others are more about providing protection. Where you ride, and how you ride, will determine

the right clothing choices for you.



### Bike rack


It could well be that you are using your eBike as a practical form of transport. This could see you having ditched your car altogether. If, however, you use your eBike for recreation, and you own a car, a bike rack is a great addition.

A heavy-duty rack means that you can take your eBike with you, no matter where you go. This gives you the opportunity to explore and experience new rides.

### Tyres

A must when it comes to eBike accessories is your tyres. If you want to make your eBike feel completely different and offer a whole new ride, tyres are the answer. Your tyres absorb a great deal of the impact of your ride and can make a huge difference to your levels of comfort.

The tyres that will suit you best will depend on your riding habits. What you'll need for the daily commute will be vastly different to the tyres that you need for off-roading.



Which eBike accessories do you need?

While none of the accessories are essential to convert your bike into an eBike, some setups may benefit from the additional items. If you want to discuss which accessories will be the most beneficial to your Swytch Bike, or help you get the most out of your riding style, then [contact our support team](#) who will be more than happy to chat through the options with you.